
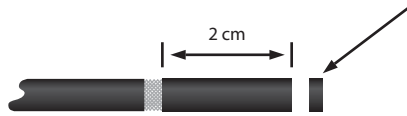



1. Remove collar from plug and slide over cable (ensure correct position).



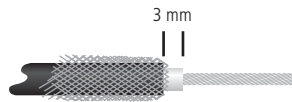
2. Cut away black outer layer of cable. Cut a small black section (approx. 2 mm) off the end and put aside for later (step 5).




3. Peel back braid.



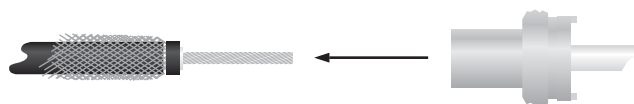
4. Cut away white section, leaving approx. 3 mm.




5. Fit small black section (step 2) over the white.



6. Screw plug over exposed cable.



7. Trim off excess braid. Trim off excess and solder-exposed wire to pin.



8. Bring back collar and screw over plug.

