



SPK012B

Flush mount stereo speakers



TECHNICAL SPECIFICATIONS & CUTTING TEMPLATE

A Division of **Standard Communications Pty. Ltd.**

Head Office: **SYDNEY**- Locked Bag 2086, North Ryde, NSW 1670, Australia. Tel: +61 (0)2 9844 6666 Fax : +61 (0)2 9844 6600

MELBOURNE

7 Micro Circuit
DANDENONG STH 3165
Tel: (03) 9798 0988
Fax: (03) 9798 0177

ADELAIDE

Unit 1, 14 Phillips Street
THEBARTON 5031
Tel: (08) 8234 2633
Fax: (08) 8234 5138

PERTH

Unit 1, 10-12 Harvard Way
CANNING VALE 6155
Tel: (08) 9455 5744
Fax: (08) 9455 3110

BRISBANE

Unit 1, 89-101 Factory Road
OXLEY 4075
Tel: (07) 3278 6444
Fax: (07) 3278 6555

SYDNEY

Unit B, 22-24 College Street
GLADESVILLE 2111
Tel: (02) 9879 8888
Fax: (02) 9816 4722

AUCKLAND

Unit 2, 24 Bishop Dunn Place
East Tamaki, MANUKAU 2013
Tel: (09) 274 0955
Fax: (09) 274 0959

For customers outside Australia and New Zealand please contact your local GME distributor or email: export@gme.net.au

Drawing Number: 44591-3 Part Number: 310458

MOUNTING INSTRUCTIONS

PRECAUTIONS

Please avoid contact with inside speaker wire **A**.

Do not change the polarity of the speaker terminal assembly **B**.

Make sure lead and speaker terminals do not contact metal.

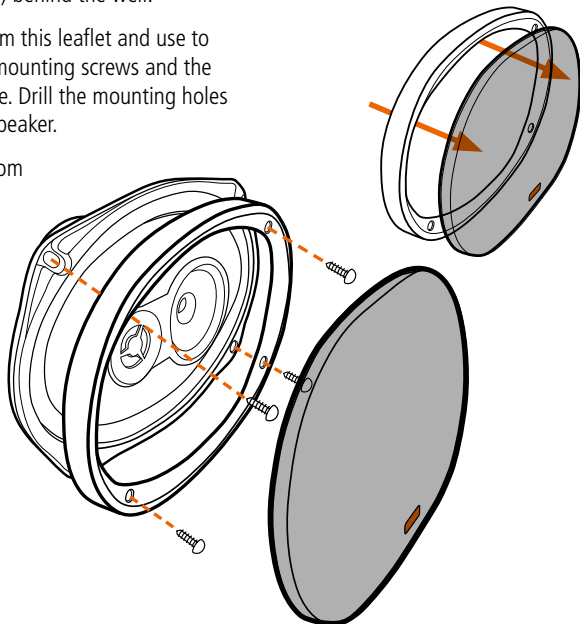
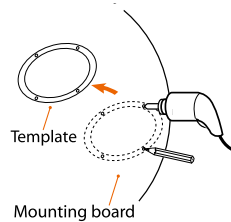
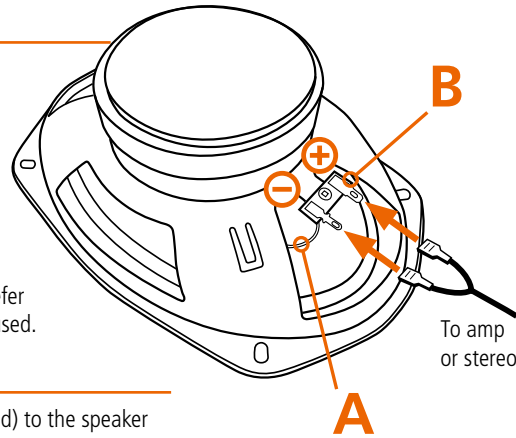
When making connections, please refer to the instruction manual of stereo used.

CONNECTING

1. Attach the speaker wires (supplied) to the speaker terminals, be sure to connect the correct spade connector to the correct size terminal.
2. Connect the other end of the speaker wires to your amplifier/stereo ensuring '+' goes to '+' and '-' goes to '-'.

MOUNTING

1. When mounting the SPK012, make sure there is a clearance of 85 mm (3.4") behind the well.
2. Push out the template from this leaflet and use to mark the position of the mounting screws and the outline of the speaker hole. Drill the mounting holes and cut the hole for the speaker.
3. Push speaker mesh out from its frame.
4. Place speaker in hole, slot frame over speaker, and using fixings supplied fix speaker into place.
5. Push the mesh back into the frame.



SPEAKER DRIVER SPECIFICATIONS

System	Coaxial speaker	Efficiency (1W/1 M)	84 dB
Power (Watts)	140	Frequency Response	55 Hz - 20 kHz
Midrange - mm (inches)	64 mm (2.5") Mylar Cone	Impedance (Ohms)	4
Tweeter - mm (inches)	13.28 mm (0.5") Mylar Dome	Weight - gms (lbs)	1220 g (2.7 lb)

STANDARD COMMUNICATIONS CONTRACT WARRANTY AGAINST DEFECTS

This warranty against defects is given by Standard Communications Pty Ltd ACN 000 346 814 (We, us, our or GME). Our contact details are set out in clause 2.7.

option) any materials or workmanship which we are satisfied are defective.

1. Consumer guarantees

- 1.1 Our goods come with guarantees that cannot be excluded under the Australian Consumer Law. You are entitled to a replacement or refund for a major failure and for compensation for any other reasonably foreseeable loss or damage. You are also entitled to have the goods repaired or replaced if the goods fail to be of acceptable quality and the failure does not amount to a major failure.
- 1.2 To the extent we are able, we exclude all other conditions, warranties and obligations which would otherwise be implied.

- 2.5 We warrant that we will perform services with reasonable care and skill and agree to investigate any complaint regarding our services made in good faith. If we are satisfied that the complaint is justified, and as our sole liability to you under this warranty (to the extent permitted at law), we agree to supply those services again at no extra charge to you.

2. Warranty against defects

- 2.1 This Warranty is in addition to and does not limit, exclude or restrict your rights under the Competition and Consumer Act 2010 (Australia) or any other mandatory protection laws that may apply.
- 2.2 We warrant our goods to be free from defects in materials and workmanship for the warranty period (see warranty table) from the date of original sale (or another period we agree to in writing). Subject to our obligations under clause 1.2, we will at our option, either repair or replace goods which we are satisfied are defective. We warrant any replacement parts for the remainder of the period of warranty for the goods into which they are incorporated.
- 2.3 To the extent permitted by law, our sole liability for breach of a condition, warranty or other obligation implied by law is limited
 - (a) in the case of goods we supply, to any one of the following as we decide -
 - (i) the replacement of the goods or the supply of equivalent goods;
 - (ii) the repair of the goods;
 - (iii) the cost of repairing the goods or of acquiring equivalent goods;
 - (b) in the case of services we supply, to any one of the following as we decide -
 - (i) the supplying of the services again;
 - (ii) the cost of having the services supplied again.
- 2.4 For repairs outside the warranty period, we warrant our repairs to be free from defects in materials and workmanship for three months from the date of the original repair. We agree to re-repair or replace (at our

- 2.6 To make a warranty claim you must before the end of the applicable warranty period (see warranty table), at your own cost, return the goods you allege are defective, provide written details of the defect, and give us an original or copy of the sales invoice or some other evidence showing details of the transaction.

- 2.7 Send your claim to: Standard Communications Pty Ltd. Unit B, 22-24 College Street, Gladesville, NSW 2111, Australia. Telephone: (02) 9879 8888 Fax: (02) 9816 4722. Email: servadmin@gme.net.au

- 2.8 If we determine that your goods are defective, we will pay for the cost of returning the repaired or replaced goods to you, and reimburse you for your reasonable expenses of sending your warranty claim to us.

3. What this warranty does not cover

- 3.1 This warranty will not apply in relation to:
 - (a) goods modified or altered in any way;
 - (b) defects and damage caused by use with non Standard Communications products;
 - (c) repairs performed other than by our authorised representative;
 - (d) defects or damage resulting from misuse, accident, impact or neglect;
 - (e) goods improperly installed or used in a manner contrary to the relevant instruction manual; or
 - (f) goods where the serial number has been removed or made illegal.

4. Warranty period

- 4.1 We provide the following warranty on GME and Kingray products. No repair or replacement during the warranty period will renew or extend the warranty period past the period from original date of purchase.

PRODUCT TYPE	WARRANTY PERIOD
Land accessories and antennas	3 years

Tear off here

Outer edge of speaker grille (Push out)

Speaker hole (Push out)

Mounting Template for SPK012
Please push out.

SPK012 Cutting Template