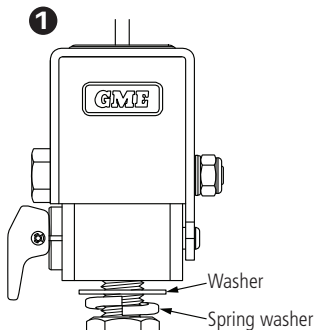




MB042 / MB042B Quick Start Guide


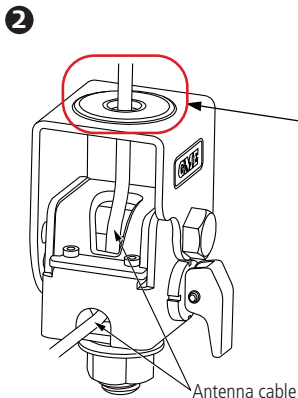
Heavy Duty Fold Down Antenna Mount

The fold down antenna mount attaches to the tab on the bull bar or to any other bracket on a vehicle.



To assemble the fold down antenna mount, ensure that the washer and spring washer are positioned properly.

Fasten the nut and tighten it.



Insert spacer ring to suit antenna with a 1/2" mounting stud.

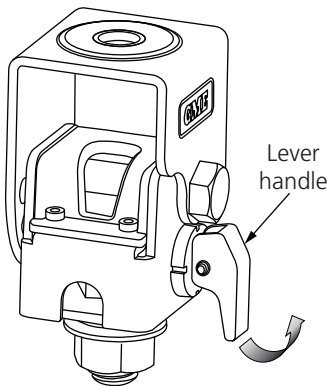
Attach an antenna to the fold down antenna mount and securely tighten it.

Ensure that the antenna cable is routed through the antenna mount as shown in Figure 2.



To avoid injuries be careful not to pinch hands or fingers between the lever handle and the bracket when operating.

3



Pull the lever handle out to retract the locking pin. Fold the antenna to the desired position. Engage the locking pin with the closest locking hole position. Release the lever handle to lock the antenna mount position.



gme.net.au
GME Pty Ltd

17 Gibbon Road, Winston Hills NSW 2153, Australia

Part Number: 311061 Drawing Number: 49645-3